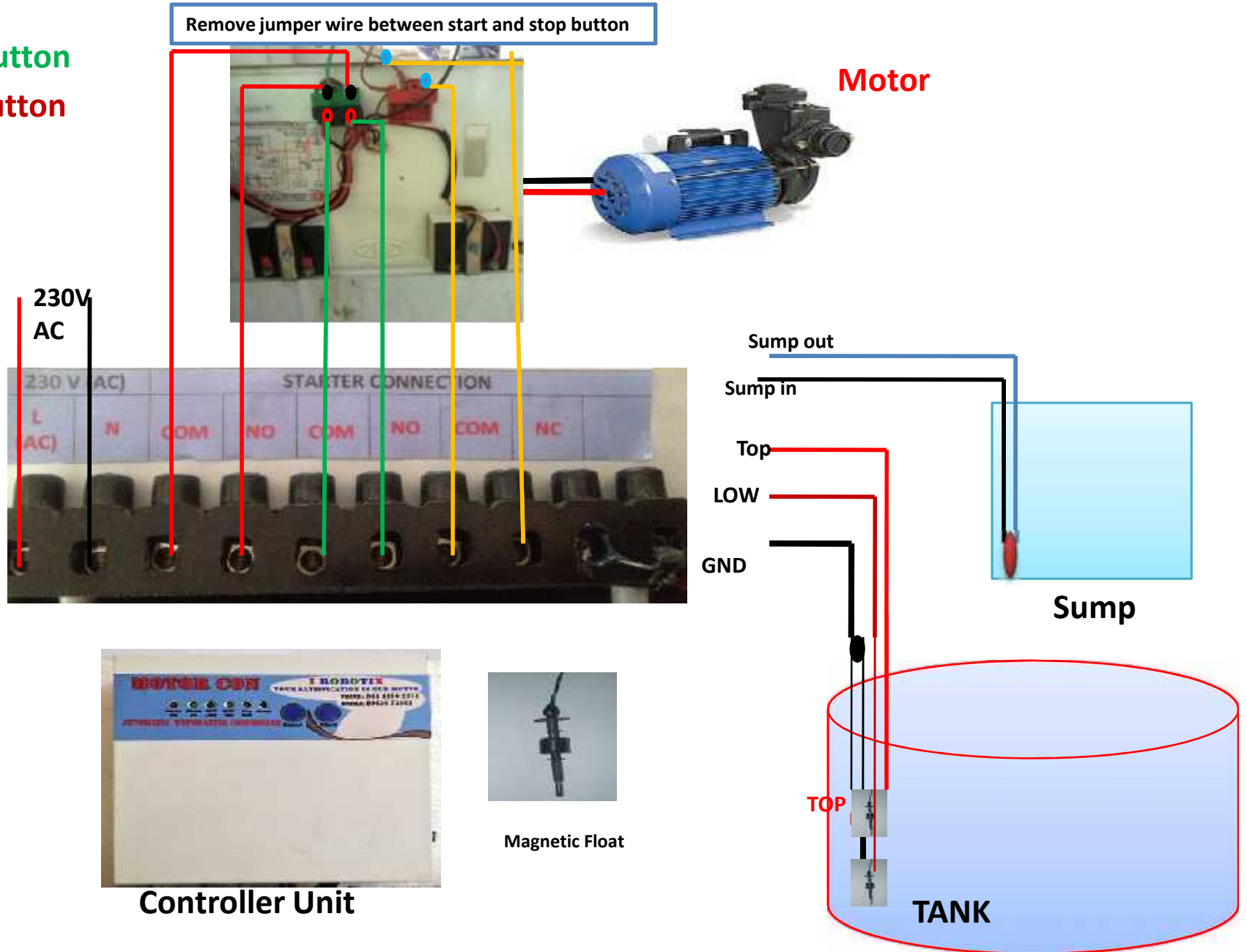


1 Phase Sump To OHT for Submersible Pump

● Start Button
● Stop Button

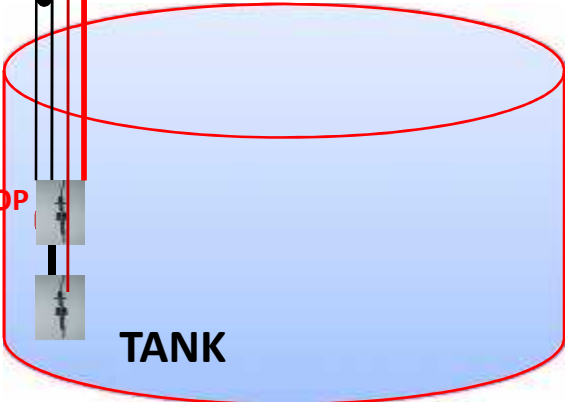
Remove jumper wire between start and stop button



Controller Unit



Magnetic Float



TANK

Sump

INTRODUCTION:

The water level indicator employs a simple mechanism to detect and indicate the water level in the overhead tank or any other water container

The sensing is done by the magnetic sensor placed in the overhead tank

Once if the water level reached the minimum the motor get started this is done by the sensor .This indicates the device get started functioning.

Once if water reaches the top level the motors returns to off state.

STATUS: when the water reaches below the bottom level, the motor gets started

OHT TOP: yellow led **OFF**

OHT LOW: red led **ON**

MOTOR: starts **ON**

STATUS: when the water in the tank once reaches the top level, the motor will stop.

OHT TOP: yellow led **GLOW**

OHT LOW: red led **OFF**

MOTOR: returns **OFF** state

COLOUR CODE: for connecting wires

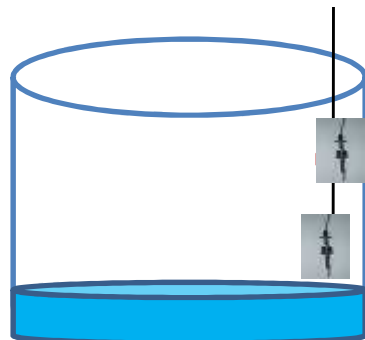
BLUE-LOW

BROWN-TOP


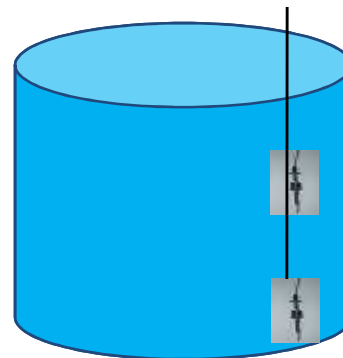
BLACK:GROUND(VOLT)

STATUS: Switch OFF the pump when the water level Reaches the minimum level in the underground tank Therefore prevent motor life.

This is indicated by only UNIT ON led (red) only glow. Shall again switch ON the Pump when there is Sufficient Water in the Underground Tank [SUMP], this is indicated by sump indication(red).



OHT



Set
Minimum Level

APPLICATION:

Automatic Water level Controller for Hotels, Factories, Home, Apartment, Commercial Complexes, Drainage, etc., It can be fixed for single phase motor, Single Phase Submersibles, Three Phase motor (For 3 Phase and Single Phase Submersible Starter is necessary) and open well, Bore well and Sump.

ADVANTAGES:

Easy installation.
Compact and elegant design.
Saves water, power and energy.
Avoids seepage of water from roofs and walls due to overflowing tanks.
Fully automatic.